


# Agilent InfiniiVision 7000 Series Oscilloscopes

Engineered for the BEST signal visibility



Engineered with advanced technology that allows you to see more subtle signal detail and more infrequent events than any other scope on the market.

### Industry's biggest (12.1") screen

lets you see analog, digital and serial signals better – in one instrument.

### Industry's only hardware accelerated serial decode

gives you faster insight.

- I<sup>2</sup>C, SPI and CAN/LIN
- RS-232/UART
- I<sup>2</sup>S
- Segmented memory


### Fastest uncompromised update rate

shows you critical signal detail and infrequent events that other scopes miss.

Powered by **MEGA Zoom III**

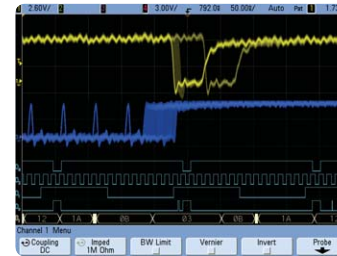
### Plus

- DSO/MSO offline analysis using PC
- Core-assisted FPGA debug
- Power measurements
- Secure environment
- Localized user interface and front panel overlays available in Japanese, Simplified Chinese, and Traditional Chinese

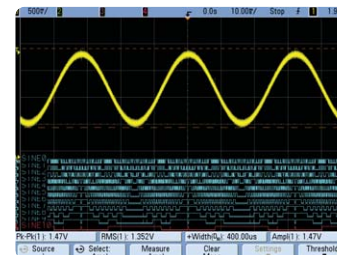


## Key specifications

Bandwidth	100 MHz, 350 MHz, 500 MHz, and 1 GHz models
Channels	2-ch, 4-ch, 2-ch + 16 digital, 4-ch + 16 digital
Sample rate	2 GSa/s (100 MHz – 350 MHz), 4 GSa/s (500 MHz – 1 GHz)
Memory	8 Mpts standard
Display	12.1" high-definition display with XGA resolution, 256 levels of intensity and 100,000 waveform/sec update rate
Triggering	Edge, pulse width, pattern, TV, duration, sequence, serial bus (I <sup>2</sup> C, SPI, CAN, LIN, RS232/UART, I <sup>2</sup> S and USB)
Warranty	Standard 3-year warranty



See even the most elusive events with update rates as much as 5000 times better than comparative scopes.



Capture a mix of analog and digital signals. Compare multiple cycles of digital signals with slower analog phenomena.



Capture long streams of serial data and gain fast insight into the problem with real-time hardware-based serial decode for I<sup>2</sup>C, SPI, CAN, LIN, RS232/UART, I<sup>2</sup>S and USB.



## Quick Fact Sheet

### Order the mixed-signal oscilloscope (MSO) to add 16 digital timing channels to any 2- or 4-channel scope

#### Oscilloscope models

Model	Bandwidth	Sample rate	Memory depth	Scope channels
<b>DSO/MSO 7012A</b>	100 MHz	2 GSa/s	8 Mpts	2
<b>DSO/MSO 7014A</b>	100 MHz	2 GSa/s	8 Mpts	4
<b>DSO/MSO 7032A</b>	350 MHz	2 GSa/s	8 Mpts	2
<b>DSO/MSO 7034A</b>	350 MHz	2 GSa/s	8 Mpts	4
<b>DSO/MSO 7052A</b>	500 MHz	4 GSa/s	8 Mpts	2
<b>DSO/MSO 7054A</b>	500 MHz	4 GSa/s	8 Mpts	4
<b>DSO/MSO 7104A</b>	1 GHz	4 GSa/s	8 Mpts	4

#### Options and accessories

Model	Description
<b>N2741A-002</b>	2-ch 100 MHz DSO to MSO upgrade kit*
<b>N2741A-004</b>	4-ch 100 MHz DSO to MSO upgrade kit*
<b>N2735A-002</b>	2-ch 350 MHz DSO to MSO upgrade kit*
<b>N2735A-004</b>	4-ch 350 MHz DSO to MSO upgrade kit*
<b>N2736A-002</b>	2-ch 500 MHz DSO to MSO upgrade kit*
<b>N2736A-004</b>	4-ch 500 MHz DSO to MSO upgrade kit*
<b>N2737A</b>	1 GHz DSO to MSO upgrade kit*
<b>SEC</b>	Secure Environment Mode – Provides compliance with National Industrial Security Program Operating Manual (NISPOM) Chapter 8 requirements (factory-installed option only for new purchase)
<b>A6J</b>	ANSI Z540 compliant calibration
<b>N2733A</b>	Soft carrying case for 7000 Series oscilloscope
<b>N2732A</b>	Rackmount kit for 7000 Series oscilloscope
<b>GemStar 5000</b>	Transit case with foam molding customized for InfiniiVision 7000 Series available from GemStar Mfg. <a href="http://www.gemstarmfg.com">www.gemstarmfg.com</a>
<b>ABA**</b>	English language option with manual
<b>ABJ</b>	Japanese language option with manual and overlay
<b>AB2</b>	Traditional and Simplified Chinese language option with manual and overlay

\* Includes a 54620-68701 logic cable kit, a label and an upgrade license to activate the MSO features. Installs in less than 10 minutes.

\*\* English is standard, or substitute an alternative language for manual and front panel overlay

#### Recommended service options

Additional two years of Return-to-Agilent warranty  
Additional two years of Return-to-Agilent calibrations  
For more information go to [www.agilent.com/find/removealldoubt](http://www.agilent.com/find/removealldoubt)

#### Applications

Model	Description
<b>AMS/N5424A</b>	CAN/LIN automotive triggering and decode (for 4 and 4+16 channel models only)
<b>LSS/N5423A</b>	I <sup>2</sup> C/SPI serial decode option (for 4 and 4+16 channel models only)
<b>SND/N5468A</b>	I <sup>2</sup> S Triggering and decode for (for 4 channel DSO/MSO models only)
<b>232/N5457A</b>	RS-232/UART triggering and decode (for 4+16 channel models only)
<b>N5406A</b>	FPGA dynamic probe for Xilinx (MSO models only)
<b>N5434A</b>	FPGA dynamic probe for Altera (MSO models only)
<b>B4610A</b>	Offline viewing and analysis of MSO/DSO data on a PC
<b>U1881A</b>	Power measurement and analysis application
<b>SGM/N5454A</b>	Segmented memory
<b>LMT/N5455A</b>	Mask testing-limit

#### Recommended probes

Model	Key characteristics
<b>10070C</b>	1:1 20 MHz with probe ID
<b>10073C</b>	10:1 500 MHz with probe ID
<b>10076A</b>	100:1, 4 kV, 250 MHz probe with ID
<b>N2771A</b>	1000:1, 30 kV, 50 MHz probe
<b>1156A</b>	1.5 GHz AutoProbe interface
<b>1130A</b>	1.5 GHz InfiniiMax amplifier with AutoProbe interface (requires one or more InfiniiMax probe head – E2675A, E2668A, E2669A)
<b>1146A</b>	100 kHz, 100 A, AC/DC
<b>1147A</b>	50 MHz, 30 A, AC/DC with AutoProbe interface
<b>N2783A</b>	100 MHz, 30 A, AC/DC (use with N2779A power supply)
<b>N2790A</b>	100 MHz, 1.4 kV high-voltage differential probe with AutoProbe interface
<b>N2791A</b>	25 MHz, 700 V high-voltage differential probe (battery or USB powered)
<b>N2792A</b>	200 MHz, ± 20 V differential probe (battery or USB powered)
<b>N2793A</b>	800 MHz, ± 15 V differential probe (battery or USB powered)

For more information on this and other Agilent scopes please visit [www.agilent.com/find/7000](http://www.agilent.com/find/7000)

Product specifications and descriptions in this document subject to change without notice.

© Agilent Technologies, Inc. 2009, Printed in USA, December 1, 2009

5989-7738EN



**Agilent Technologies**